

BUTOXONE[®] 7500

HERBICIDE

FOR THE CONTROL OF CERTAIN SEEDLING BROADLEAF WEEDS IN PEANUTS, SOYBEANS, AND SEEDLING STANDS OF ALFALFA, AND FOR USE ON ESTABLISHED STANDS OF ALFALFA.

ACTIVE INGREDIENT:

4-(2,4-dichlorophenoxy) butyric acid 75.0%*

INERT INGREDIENTS:..... 25.0%

TOTAL:..... 100.0%

*This product contains 0.75 lb. of 4-(2,4-dichlorophenoxy) butyric acid per pound of formulated product.

KEEP OUT OF REACH OF CHILDREN CAUTION

Si usted no entiende la etiqueta, busque a alguien para que se la explique a usted en detalle.
(If you do not understand the label, find someone to explain it to you in detail.)

See Inside booklet for Additional Precautionary Statements.

For Chemical Spill, Leak, Fire, or Exposure, Call CHEMTREC (800) 424-9300.
For Medical Emergencies Only, Call 877-325-1840.

EPA Reg No. 71368-49

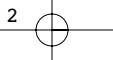
EPA Est. No. 228-IL-1

Manufactured By:

Nufarm Inc.

Burr Ridge, IL 60527-0866

**NET CONTENTS:
2.33 pounds**



FIRST AID	
IF SWALLOWED:	<ul style="list-style-type: none"> • Call a poison control center or doctor immediately for treatment advice. • Have person sip a glass of water if able to swallow. • Do not induce vomiting unless told to do so by the poison control center or doctor. • Do not give anything by mouth to an unconscious person.
IF ON SKIN OR CLOTHING:	<ul style="list-style-type: none"> • Take off contaminated clothing. • Rinse skin immediately with plenty of water for 15-20 minutes. • Call a poison control center or doctor for treatment advice.
IF IN EYES:	<ul style="list-style-type: none"> • Hold eye open and rinse slowly and gently with water for 15-20 minutes. • Remove contact lenses, if present, after the first 5 minutes, then continue rinsing eye. • Call a poison control center or doctor for treatment advice.
HOT LINE NUMBER	
Have the product container or label with you when calling a poison control center or doctor, or going for treatment. You may also contact 1-877-325-1840 for emergency medical treatment information. For chemical emergency call Chemtrec 1-800-424-9300.	

PRECAUTIONARY STATEMENTS
HAZARDS TO HUMANS AND DOMESTIC ANIMALS
CAUTION

Harmful if swallowed or absorbed through skin. Causes moderate eye irritation. Avoid contact with eyes, skin or clothing. Wash thoroughly with soap and water after handling.

PERSONAL PROTECTIVE EQUIPMENT: Applicators and other handlers must wear long-sleeved shirt and long pants, shoes plus socks and waterproof gloves. Follow manufacturer's instructions for cleaning/maintaining PPE. If no such instructions for washables, use detergent and hot water. Keep and wash PPE separately from other laundry.

ENVIRONMENTAL HAZARDS

Do not apply directly to water, to areas where surface water is present or to intertidal areas below the mean high water mark. Do not contaminate water when cleaning of equipment or disposing of equipment washwaters. Do not contaminate water intended for irrigation or domestic purposes. Do not apply when weather conditions favor drift from target area.

USER SAFETY RECOMMENDATIONS

Users should:

- Wash hands before eating, drinking, chewing gum, using tobacco, or using the toilet.
- Remove PPE immediately after handling this product. Wash outside of gloves before removing. Then wash thoroughly and put on clean clothing.

AGRICULTURAL CHEMICAL

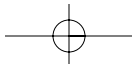
DO NOT SHIP OR STORE WITH FOODS, FEEDS, DRUGS, OR CLOTHING

DIRECTIONS FOR USE

It is a violation of Federal law to use this product in any manner inconsistent with its labeling. Do not apply this product in a way that will contact workers or other persons, either directly or through drift. Only protected handlers may be in the area during application. For any requirements specific to your State or Tribe, consult the agency responsible for pesticide regulations.

GROUNDWATER CONTAMINATION

MIXING AND LOADING: Most cases of groundwater contamination involving phenoxy herbicides such as 2,4-D have been associated with mixing/loading and disposal sites. Caution should be exercised when handling 2,4-D pesticides at such sites to prevent contamination of groundwater supplies. Use of closed systems for mixing or transferring this pesticide will reduce the probability of spills. Placement of the mixing/loading equipment on an impervious pad to contain spills will help prevent groundwater contamination.



AGRICULTURAL USE REQUIREMENTS

Use this product only in accordance with its labeling and with the Worker Protection Standard, 40 CFR part 170. This Standard contains requirements for the protection of agricultural workers on farms, forests, nurseries, and greenhouses, and handlers of agricultural pesticides. It contains requirements for training, decontamination, notification, and emergency assistance. It also contains specific instructions and exceptions pertaining to the statements on this label about personal protective equipment (PPE) and restricted-entry interval. The requirements in this box only apply to uses of this product that are covered by the Worker Protection Standard.

Do not enter or allow worker entry into treated areas during the restricted entry interval (REI) of 48 hours.

PPE required for early entry to treated areas that is permitted under the Worker Protection Standard and that involves contact with anything that has been treated, such as plants, soil, or water, is: coveralls, waterproof gloves, shoes plus socks.

STORAGE AND DISPOSAL

STORAGE: Do not contaminate water, food, or feed, by storage or disposal. Open dumping is prohibited. Do not store this product near fertilizers, seeds, insecticides, or fungicides. Store at temperatures above 32°F. If product is allowed to freeze warm to 50°F and agitate thoroughly before using. Containers should not be stacked more than six (6) high. Reclose all partially used containers by thoroughly tightening screw cap. Damaged or leaking containers which cannot be used immediately should be transferred to suitable sound containers and properly marked. Absorb any spill with a suitable clay absorbent and dispose of as indicated under "Pesticide Disposal."

For safety and prevention of unauthorized use, all pesticides should be stored in locked facilities.

To prevent accidental misuse, different pesticides should be stored in separate areas with enough distance between to provide clear identification. Opened, partially used pesticides should be stored in original labeled containers when possible. When transfer to another container is necessary because of leakage or damage, carefully mark, and identify contents of the new container.

PESTICIDE DISPOSAL: Pesticide wastes are acutely hazardous. Improper disposal of excess pesticide, spray mixture, or rinsate is a violation of federal law. If these wastes cannot be disposed of by use according to label instructions, contact your State Pesticide or Environmental Control Agency or the Hazardous Waste representative at the nearest EPA Regional Office for guidance.

CONTAINER DISPOSAL: Completely empty bag into application equipment. Then dispose of empty bag in a sanitary landfill, or by incineration, or, if allowable by State and local authorities, by burning. If burned, stay out of smoke.

GENERAL INFORMATION

Apply this product only as specified on this label.

NOTE: Avoid spray drift to susceptible plants and crops: cotton, tobacco, tomatoes, ornamentals, etc. Coarse sprays are less likely to drift. Spray equipment previously used to apply another phenoxy must be thoroughly cleaned with alkali and water prior to use with Butoxone 7500. Similarly after using Butoxone 7500 wash sprayer thoroughly before using again to spray susceptible crops. Do not use near greenhouses. Observe all caution and limitations on labeling of all products used in mixtures.

Use agitation to keep solution well mixed, especially if it has been allowed to stand unagitated.

Calibrate sprayer accurately.

DO NOT APPLY WHEN CROP IS STRESSED FROM LACK OF MOISTURE.

DO NOT APPLY THIS PRODUCT THROUGH ANY TYPE OF IRRIGATION SYSTEM

ALFALFA

APPLICATION:

For use in seedling alfalfa, spray when the crop has reached the 1 to 2 trifoliolate leaf stage and growing conditions are good. In established alfalfa certain weeds will emerge in the fall and over winter in a rosette stage. Best control of these weeds will result from application in late fall or early winter rather than in the spring. Do not apply after flowering.

WHEN TO APPLY:

Weeds must be in the young seedling stage and actively growing to achieve satisfactory results. For best results spray weeds in the 2 to 5 leaf stage of growth.

AMOUNT TO USE:

Apply Butoxone 7500 as an overall spray by ground sprayer or airplane. Apply at rates listed below according to weed problems. Use the higher rate if weeds are past the seedling stage. Aerial applications should be made in 5 -10 gallons of water per acre, while ground sprayer applications should be made in 10 -30 gallons of water per acre. Spray gallonage should give adequate coverage of the weeds without run-off. The use of a non-ionic /anionic surfactant or crop oil concentrate approved for agricultural uses at their label rates will usually result in better weed control, especially if weeds are beyond the seedling stage.

BROADLEAF WEEDS**Rate of Butoxone 7500 Per Acre**

Annual Morningglory (<i>Pomoea</i> spp.)	1.33 pounds
Cocklebur (<i>Xanthium</i> spp.)	
Common Lambsquarters (<i>Chenopodium album</i>)	
Jimsonweed (<i>Datura stramonium</i>)	
Kochia or Mexican Fireweed (<i>Kochia scoparia</i>)	
Pigweed (<i>Amaranthus</i> spp.)	
Velvetleaf (<i>Abutilon theophrasti</i>)	
Wild Turnip (<i>Brassica campestris</i>)	

Black Mustard (<i>Brassica nigra</i>)	2.0 pounds
Buckhorn Plantain (<i>Plantago lanceolata</i>)	
Common Ragweed (<i>Ambrosia artemisiifolia</i>)	
Curly Dock (<i>Rumex crispus</i>)	
Field Pennycress (<i>Fanweed or Stinkweed</i>) (<i>Thiaspi arvense</i>)	
Hedge Smartweed (<i>Polygonum scandens</i>)	
Ladysthumb (<i>Polygonum persicaria</i>)	
Prickly Lettuce (<i>Lactuca scariola</i>)	
Shepherdspurse (<i>Capsella bursa-pastoris</i>)	
Sweetclover (<i>Volunteer plants</i>) (<i>Melilotus</i> spp.)	
Wild Beet (<i>Beta maritima</i>)	
Wild Mustard (<i>Brassica Kaber</i>)	

Do not graze established alfalfa, nor feed straw or hay from established alfalfa to livestock within 30 days after application. Do not graze or feed SEEDLING alfalfa within 60 days after application. Irrigation, in particular, overhead sprinkler irrigation should be delayed as long as possible (10 days or more) following application of Butoxone 7500 to avoid washing the chemical into the root zone. Do not apply when crop is stressed from lack of moisture. DO NOT use on peas.

Apply as a postemergent spray. When properly timed there is little or no effect on the crop. In established alfalfa there may be some twisting of stems and malformation of leaves. This condition is usually outgrown.

Do not spray when daytime temperatures are expected to exceed 90°F within the next 2 or 3 days. Do not apply if temperatures are likely to fall below 40°F during or shortly after treatment.

Use of surfactant or crop oil concentrate in the desert areas of California and Arizona may cause some crop injury under certain climatic and crop stress conditions. Do not use a surfactant unless possible crop injury is acceptable.

PEANUTS**APPLICATION:**

Apply Butoxone 7500 postemergent as an overall spray by ground sprayer or airplane. With ground applications use a boom sprayer with flat fan-type nozzle. Adjust the height of the boom above the crop so the growing terminals of weeds are sprayed. Use low pressure (about 20 to 40 lbs. per sq. inch). Do not use boom jet nozzles. With airplane applications Butoxone 7500 has been successfully applied using 5 gallons of total solution per acre. The height of the application should insure THOROUGH COVERAGE of

the tops of the weeds. Best control has resulted from airplane application with coarse spray when cocklebur is at least crop high and actively growing. Other weed species should be in the seedling stage and actively growing. Airplane application is not recommended in the vicinity of susceptible crops.

Do not apply if peanuts are suffering from lack of moisture.

AMOUNT TO USE: Apply the recommended rates as indicated in the tables below.

BROADLEAF WEEDS	Rate of Butoxone 7500 Per Acre
Cocklebur (<i>Xanthium spp.</i>)	0.3 pounds
Annual Morningglory (<i>Ipomoea spp.</i>) Common Lambsquarters (<i>Chenopodium album</i>) Common Ragweed (<i>Ambrosia artemisiifolia</i>) Jimsonweed (<i>Datura stamonium</i>) Sicklepod (<i>Coffeeweed</i>) (<i>Cassia obtusifolia</i>) Velvetleaf (<i>Abutilon theophrasti</i>)	0.5 pounds

Do not apply more than two (2) applications per season; second application should be made no later than the late bloom stage of peanuts (about 90 to 100 days after planting). Do not feed treated peanut vines or peanut hay to livestock. Do not apply to peanuts within 30 days of harvest.

SOYBEANS

APPLICATION:

Apply Butoxone 7500 postemergent as an overall spray by ground sprayer or airplane. With ground applications use a boom sprayer with flat fan-type nozzles. Adjust the height of the boom above the crop so the growing terminals of all weeds are sprayed. Use low pressure (about 20 to 40 lbs. per sq. inch). Do not use boom jet nozzles. With airplane applications Butoxone 7500 has been successfully applied using 5 gallons of total spray solution per acre. The height of the application should insure thorough coverage of the tops of the weeds. Best control has resulted when cocklebur is at least crop high and actively growing. Airplane application is not recommended in the vicinity of susceptible crops. Do not apply if soybeans are suffering from lack of moisture.

TOPICAL (OVERHEAD) APPLICATIONS

Apply from 7 to 10 days before soybeans bloom through mid-bloom.

A good indication that the beans are about to bloom is when the soybean plants have turned a dark green color. If application is made 7 to 10 days before bloom, apply 2.33 pounds of Butoxone 7500 per 8 acres.

Use sufficient water to obtain adequate coverage. The rates recommended are for the control of cocklebur. These rates will also stunt or partially control certain other weeds including annual morningglory, velvetleaf, and jimsonweed. In the Midwest use only a directed application since topical application may reduce soybean yields.

NOTICE: Application should not be made to sparsely foliated stands stressed because of disease or lack of moisture. It is essential that the canopy above the soybeans be complete. To apply the product otherwise could result in crop damage such as stalk and stem splitting, and reduction in yield.

DIRECTED APPLICATIONS

For best results apply when weeds do not exceed 3 inches in height. Good coverage of the growing terminals of weeds is essential for effective control. Do not allow spray pattern to contact more than the lower one-third of the soybean plants.

Do not apply more than two (2) applications per season. Precise application is essential to prevent damage to the crop. In order to maintain the correct spraying height, nozzles must be mounted on oiling shoes, skid shoes, or on cultivators with gauge wheels.

Do not use booms with drop nozzles.

First Application: Apply as directed spray when soybeans are 8 to 12 inches tall and weeds have emerged.

Second Application: Apply as directed spray no later than midbloom stage.

Amount to Use: Apply the recommended rates as indicated in the table below.

BROADLEAF WEEDS	Rate of Butoxone 7500 Per Acre
Cocklebur (<i>Xanthium spp.</i>)	0.3 pounds
Annual Morningglory (<i>Ipomoea spp.</i>)	0.5 pounds
Common Lambsquarters (<i>Chenopodium album</i>)	
Common Ragweed (<i>Ambrosia artemisiifolia</i>)	
Jimsonweed (<i>Datura stamonium</i>)	
Sicklepod (<i>Coffeeweed</i>) (<i>Cassia obtusifolia</i>)	
Velvetleaf (<i>Abutilon theophrasti</i>)	

While some temporary twisting of soybean plants may follow an application, this will have little or no permanent effect on the crop. Applications made under adverse growing conditions, such as periods of drought, will result in injury to the beans; under such conditions the crop should not be sprayed.

Do not spray Butoxone 7500 on soybeans showing a general infestation of Phytophthora.

Do not apply more than the recommended amount.

Do not harvest soybeans within 60 days after application.

Do not use on soybeans grown West of the Rocky Mountains.

DIRECTED BAND APPLICATIONS OF MIXTURES OF BUTOXONE 7500 AND LOROX 50 W

Application:

Apply directed spray when beans are at least 8 inches tall and when weeds do not exceed two inches in height. Direct spray to cover weed foliage with minimum contact of the soybean plant. Do not spray higher than 3 inches on the soybean stem or crop injury may result. Use an 8002T-Jet (or equivalent) or larger with minimum of 25 gallons per broadcast acre and spray pressure of 20 to 25 psi, to avoid spray drift. For each 25 gallons of spray mixture a pint of surfactant such as Surfactant WK may be added. Continuous agitation in the spray tank is required to keep the material in suspension. Agitate by mechanical or hydraulic means; if by-pass or return line is used, it should terminate at the bottom of the tank to minimize foaming. Openings in nozzle screen should be equal to or larger than 50 mesh. Apply with sprayer nozzles mounted on skid shoes, oiling shoes, or on cultivators with gauge wheels. Do not mount on booms with drop nozzles or on cultivators without gauge wheels.

Amount to Use: Apply the recommended rates as indicated in the table below.

BROADLEAF WEEDS	Rate of Butoxone 7500 + LoroX Per Broadcast Acre
Annual Morningglory (<i>Ipomoea spp.</i>)	0.3 pounds
Cocklebur (<i>Xanthium spp.</i>)	1 pound
Common Lambsquarters (<i>Chenopodium album</i>)	
Common Ragweed (<i>Ambrosia artemisiifolia</i>)	
Crabgrass (<i>Digitaria spp.</i>) (2 leaf)	
Jimsonweed (<i>Datura stamonium</i>)	
Prickly Sida (<i>Teaweed</i>) (<i>Sida spinosa</i>)	
Sesbania (<i>Sesbania spp.</i>)	
Velvetleaf (<i>Abutilon theophrasti</i>)	

Use a proportional amount of the two chemicals on the band (for example, on a 12 inch band in 36 inch rows use 0.1 pounds of Butoxone 7500 and 1/3 lb. of Lorox per acre). If a new flush of weeds occurs after initial treatment, make a second application but do not apply within 60 days of harvest or make more than 2 applications per growing season. Do not allow spray or spray drift to contact growing terminals of beans, as excessive crop injury will result. Do not feed soybean forage or hay to livestock from fields treated with this mixture. Harvested soybeans may be used for feed or oil purposes.

NOTE: Do not use on sands, loamy sands, gravelly soils, or on exposed sub-soils. Do not use on soils containing less than 1/2% organic matter as crop injury may result. Observe all cautions and limitations of labeling of all products used in mixture.

NOTE: THE LOROX 50W, BUTOXONE 7500 TANK MIX IS NOT APPROVED FOR USE IN CALIFORNIA.

ROUNDUP READY SOYBEANS (NOT FOR USE IN CALIFORNIA)

Tank mixing low rates of Butoxone 7500 with the recommended rate of Roundup Ultra provides increased broadleaf weed control in Roundup Ready soybeans. Butoxone 7500 is uniquely compatible with Roundup Ultra thus providing complimentary weed control.

Rate: Apply 0.02 to 0.03 pounds (9 to 14 grams) of Butoxone 7500 per acre with the recommended rate of Roundup Ultra. Follow the Roundup Ultra label recommendations for spray application volume and use of ammonium sulfate.

Timing: Butoxone 7500 when tank mixed with Roundup Ultra may be applied to Roundup ready soybeans from cracking to flowering.

Mixing: Place into the spray tank half of the recommended amount of application water and start tank agitation. If using ammonium sulfate, allow it to fully dissolve. Add the required amount of Butoxone 7500 and allow it to fully disperse. Add the required amount of roundup Ultra. Then add the remaining application water required to achieve the recommended spray volume.

Precautions: Exceeding the recommended use rate of 0.02 to 0.03 pounds (9 to 14 grams) per acre may result in crop injury and yield loss. Closely follow the use directions, recommendations and precautions found on both the Roundup Ultra product label and this label.

CONDITIONS OF SALE AND WARRANTY

NUFARM INC. AND SELLER OFFER THIS PRODUCT AND THE BUYER AND USER ACCEPTS THIS PRODUCT UNDER THE FOLLOWING AGREED CONDITIONS OF SALE AND WARRANTY.

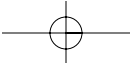
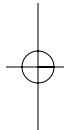
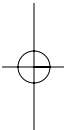
The directions for use of this product are believed to be reliable and should be followed carefully. However, it is impossible to take into account all variables and to eliminate all risks associated with its use. Injury or damage may result because of conditions which are beyond the control of Nufarm Inc. or the Seller. Nufarm Inc. warrants only that this product conforms to the chemical description on the label and is believed to be reasonably fit for the purposes referred to in the Directions for Use when used as directed under normal conditions.

NUFARM INC. MAKES NO OTHER EXPRESS OR IMPLIED WARRANTY OF FITNESS OR MERCHANTABILITY OR ANY OTHER EXPRESS OR IMPLIED WARRANTY. In no case shall Nufarm Inc. or the Seller be liable for consequential, special or indirect damage resulting from the use or handling of this product. Any variation or exception from this warranty must be in writing and signed by an authorized Nufarm Inc. representative.

IF TERMS ARE NOT ACCEPTABLE, RETURN THE UNOPENED PRODUCT CONTAINER AT ONCE.

Lorox 50W is a registered trademark of E.I. duPont de Nemours & Co. (Inc.)

Butoxone is a registered trademark of Nufarm Americas, Inc.



FIRST AID

IF SWALLOWED:	<ul style="list-style-type: none"> • Call a poison control center or doctor immediately for treatment advice. • Have person sip a glass of water if able to swallow. • Do not induce vomiting unless told to do so by the poison control center or doctor. • Do not give anything by mouth to an unconscious person.
IF ON SKIN OR CLOTHING:	<ul style="list-style-type: none"> • Take off contaminated clothing. • Rinse skin immediately with plenty of water for 15-20 minutes. • Call a poison control center or doctor for treatment advice.
IF IN EYES:	<ul style="list-style-type: none"> • Hold eye open and rinse slowly and gently with water for 15-20 minutes. • Remove contact lenses, if present, after the first 5 minutes, then continue rinsing eye. • Call a poison control center or doctor for treatment advice.

HOT LINE NUMBER

Have the product container or label with you when calling a poison control center or doctor, or going for treatment. You may also contact 1-877-325-1840 for emergency medical treatment information. For chemical emergency call Chemtrec 1-800-424-9300.

PRECAUTIONARY STATEMENTS
HAZARDS TO HUMANS AND DOMESTIC ANIMALS
CAUTION

Harmful if swallowed or absorbed through skin. Causes moderate eye irritation. Avoid contact with eyes, skin or clothing. Wash thoroughly with soap and water after handling.

PERSONAL PROTECTIVE EQUIPMENT: Applicators and other handlers must wear long-sleeved shirt and long pants, shoes plus socks and waterproof gloves. Follow manufacturer's instructions for cleaning/maintaining PPE. If no such instructions for washables, use detergent and hot water. Keep and wash PPE separately from other laundry.

ENVIRONMENTAL HAZARDS

Do not apply directly to water, to areas where surface water is present or to intertidal areas below the mean high water mark. Do not contaminate water when cleaning of equipment or disposing of equipment washwaters. Do not contaminate water intended for irrigation or domestic purposes. Do not apply when weather conditions favor drift from target area.

USER SAFETY RECOMMENDATIONS**Users should:**

- Wash hands before eating, drinking, chewing gum, using tobacco, or using the toilet.
- Remove PPE immediately after handling this product. Wash outside of gloves before removing. Then wash thoroughly and put on clean clothing.

AGRICULTURAL CHEMICAL

DO NOT SHIP OR STORE WITH FOODS, FEEDS, DRUGS, OR CLOTHING

DIRECTIONS FOR USE

It is a violation of Federal law to use this product in any manner inconsistent with its labeling. Do not apply this product in a way that will contact workers or other persons, either directly or through drift. Only protected handlers may be in the area during application. For any requirements specific to your State or Tribe, consult the agency responsible for pesticide regulations.

GROUNDWATER CONTAMINATION

MIXING AND LOADING: Most cases of groundwater contamination involving phenoxy herbicides such as 2,4-D have been associated with mixing/loading and disposal sites. Caution should be exercised when handling 2,4-D pesticides at such sites to prevent contamination of groundwater supplies. Use of closed systems for mixing or transferring this pesticide will reduce the probability of spills. Placement of the mixing/loading equipment on an impervious pad to contain spills will help prevent groundwater contamination.

AGRICULTURAL USE REQUIREMENTS

Use this product only in accordance with its labeling and with the Worker Protection Standard, 40 CFR part 170. This Standard contains requirements for the protection of agricultural workers on farms, forests, nurseries, and greenhouses, and handlers of agricultural pesticides. It contains requirements for training, decontamination, notification, and emergency assistance. It also contains specific instructions and exceptions pertaining to the statements on this label about personal protective equipment (PPE) and restricted-entry interval. The requirements in this box only apply to uses of this product that are covered by the Worker Protection Standard.

Do not enter or allow worker entry into treated areas during the restricted entry interval (REI) of 48 hours.

PPE required for early entry to treated areas that is permitted under the Worker Protection Standard and that involves contact with anything that has been treated, such as plants, soil, or water, is: coveralls, waterproof gloves, shoes plus socks.

STORAGE AND DISPOSAL

STORAGE: Do not contaminate water, food, or feed, by storage or disposal. Open dumping is prohibited. Do not store this product near fertilizers, seeds, insecticides, or fungicides. Store at temperatures above 32°F. If product is allowed to freeze warm to 50°F and agitate thoroughly before using. Containers should not be stacked more than six (6) high. Reclose all partially used containers by thoroughly tightening screw cap. Damaged or leaking containers which cannot be used immediately should be transferred to suitable sound containers and properly marked. Absorb any spill with a suitable clay absorbent and dispose of as indicated under "Pesticide Disposal."

For safety and prevention of unauthorized use, all pesticides should be stored in locked facilities.

To prevent accidental misuse, different pesticides should be stored in separate areas with enough distance between to provide clear identification. Opened, partially used pesticides should be stored in original labeled containers when possible. When transfer to another container is necessary because of leakage or damage, carefully mark, and identify contents of the new container.

PESTICIDE DISPOSAL: Pesticide wastes are acutely hazardous. Improper disposal of excess pesticide, spray mixture, or rinsate is a violation of federal law. If these wastes cannot be disposed of by use according to label instructions, contact your State Pesticide or Environmental Control Agency or the Hazardous Waste representative at the nearest EPA Regional Office for guidance.

CONTAINER DISPOSAL: Completely empty bag into application equipment. Then dispose of empty bag in a sanitary landfill, or by incineration, or, if allowable by State and local authorities, by burning. If burned, stay out of smoke.

GENERAL INFORMATION

Apply this product only as specified on this label.

NOTE: Avoid spray drift to susceptible plants and crops: cotton, tobacco, tomatoes, ornamentals, etc. Coarse sprays are less likely to drift. Spray equipment previously used to apply another phenoxy must be thoroughly cleaned with alkali and water prior to use with Butoxone 7500. Similarly after using Butoxone 7500 wash sprayer thoroughly before using again to spray susceptible crops. Do not use near greenhouses. Observe all caution and limitations on labeling of all products used in mixtures.

Use agitation to keep solution well mixed, especially if it has been allowed to stand unagitated.

Calibrate sprayer accurately.

DO NOT APPLY WHEN CROP IS STRESSED FROM LACK OF MOISTURE.

DO NOT APPLY THIS PRODUCT THROUGH ANY TYPE OF IRRIGATION SYSTEM

ALFALFA

APPLICATION:

For use in seedling alfalfa, spray when the crop has reached the 1 to 2 trifoliolate leaf stage and growing conditions are good. In established alfalfa certain weeds will emerge in the fall and over winter in a rosette stage. Best control of these weeds will result from application in late fall or early winter rather than in the spring. Do not apply after flowering.

WHEN TO APPLY:

Weeds must be in the young seedling stage and actively growing to achieve satisfactory results. For best results spray weeds in the 2 to 5 leaf stage of growth.

AMOUNT TO USE:

Apply Butoxone 7500 as an overall spray by ground sprayer or airplane. Apply at rates listed below according to weed problems. Use the higher rate if weeds are past the seedling stage. Aerial applications should be made in 5 -10 gallons of water per acre, while ground sprayer applications should be made in 10 -30 gallons of water per acre. Spray gallonage should give adequate coverage of the weeds without run-off. The use of a non-ionic /anionic surfactant or crop oil concentrate approved for agricultural uses at their label rates will usually result in better weed control, especially if weeds are beyond the seedling stage.

BROADLEAF WEEDS	Rate of Butoxone 7500 Per Acre
Annual Morningglory (<i>Pomoea spp.</i>)	1.33 pounds
Cocklebur (<i>Xanthium spp.</i>)	
Common Lambsquarters (<i>Chenopodium album</i>)	
Jimsonweed (<i>Datura stramonium</i>)	
Kochia or Mexican Fireweed (<i>Kochia scoparia</i>)	
Pigweed (<i>Amaranthus spp.</i>)	
Velvetleaf (<i>Abutilon theophrasti</i>)	
Wild Turnip (<i>Brassica campestris</i>)	
Black Mustard (<i>Brassica nigra</i>)	2.0 pounds
Buckhorn Plantain (<i>Plantago lanceolata</i>)	
Common Ragweed (<i>Ambrosia artemisiifolia</i>)	
Curly Dock (<i>Rumex crispus</i>)	
Field Pennycress (<i>Fanweed or Stinkweed</i>) (<i>Thiaspi arvense</i>)	
Hedge Smartweed (<i>Polygonum scandens</i>)	
Ladysthumb (<i>Polygonum persicaria</i>)	
Prickly Lettuce (<i>Lactuca serriola</i>)	
Shepherdspurse (<i>Capsella bursa-pastoris</i>)	
Sweetclover (<i>Volunteer plants</i>) (<i>Melilotus spp.</i>)	
Wild Beet (<i>Beta maritima</i>)	
Wild Mustard (<i>Brassica Kaber</i>)	

Do not graze established alfalfa, nor feed straw or hay from established alfalfa to livestock within 30 days after application. Do not graze or feed SEEDLING alfalfa within 60 days after application. Irrigation, in particular, overhead sprinkler irrigation should be delayed as long as possible (10 days or more) following application of Butoxone 7500 to avoid washing the chemical into the root zone. Do not apply when crop is stressed from lack of moisture. DO NOT use on peas.

Apply as a postemergent spray. When properly timed there is little or no effect on the crop. In established alfalfa there may be some twisting of stems and malformation of leaves. This condition is usually outgrown.

Do not spray when daytime temperatures are expected to exceed 90°F within the next 2 or 3 days. Do not apply if temperatures are likely to fall below 40°F during or shortly after treatment.

Use of surfactant or crop oil concentrate in the desert areas of California and Arizona may cause some crop injury under certain climatic and crop stress conditions. Do not use a surfactant unless possible crop injury is acceptable.

PEANUTS

APPLICATION:

Apply Butoxone 7500 postemergent as an overall spray by ground sprayer or airplane. With ground applications use a boom sprayer with flat fan-type nozzle. Adjust the height of the boom above the crop so the growing terminals of weeds are sprayed. Use low pressure (about 20 to 40 lbs. per sq. inch). Do not use boom jet nozzles. With airplane applications Butoxone 7500 has been successfully applied using 5 gallons of total solution per acre. The height of the application should insure THOROUGH COVERAGE of

the tops of the weeds. Best control has resulted from airplane application with coarse spray when cocklebur is at least crop high and actively growing. Other weed species should be in the seedling stage and actively growing. Airplane application is not recommended in the vicinity of susceptible crops.

Do not apply if peanuts are suffering from lack of moisture.

AMOUNT TO USE: Apply the recommended rates as indicated in the tables below.

BROADLEAF WEEDS	Rate of Butoxone 7500 Per Acre
Cocklebur (<i>Xanthium spp.</i>)	0.3 pounds
Annual Morningglory (<i>Ipomoea spp.</i>) Common Lambsquarters (<i>Chenopodium album</i>) Common Ragweed (<i>Ambrosia artemisiifolia</i>) Jimsonweed (<i>Datura stamonium</i>) Sicklepod (<i>Coffeeweed</i>) (<i>Cassia obtusifolia</i>) Velvetleaf (<i>Abutilon theophrasti</i>)	0.5 pounds

Do not apply more than two (2) applications per season; second application should be made no later than the late bloom stage of peanuts (about 90 to 100 days after planting). Do not feed treated peanut vines or peanut hay to livestock. Do not apply to peanuts within 30 days of harvest.

SOYBEANS

APPLICATION:

Apply Butoxone 7500 postemergent as an overall spray by ground sprayer or airplane. With ground applications use a boom sprayer with flat fan-type nozzles. Adjust the height of the boom above the crop so the growing terminals of all weeds are sprayed. Use low pressure (about 20 to 40 lbs. per sq. inch). Do not use boom jet nozzles. With airplane applications Butoxone 7500 has been successfully applied using 5 gallons of total spray solution per acre. The height of the application should insure thorough coverage of the tops of the weeds. Best control has resulted when cocklebur is at least crop high and actively growing. Airplane application is not recommended in the vicinity of susceptible crops. Do not apply if soybeans are suffering from lack of moisture.

TOPICAL (OVERHEAD) APPLICATIONS

Apply from 7 to 10 days before soybeans bloom through mid-bloom.

A good indication that the beans are about to bloom is when the soybean plants have turned a dark green color. If application is made 7 to 10 days before bloom, apply 2.33 pounds of Butoxone 7500 per 8 acres.

Use sufficient water to obtain adequate coverage. The rates recommended are for the control of cocklebur. These rates will also stunt or partially control certain other weeds including annual morningglory, velvetleaf, and jimsonweed. In the Midwest use only a directed application since topical application may reduce soybean yields.

NOTICE: Application should not be made to sparsely foliated stands stressed because of disease or lack of moisture. It is essential that the canopy above the soybeans be complete. To apply the product otherwise could result in crop damage such as stalk and stem splitting, and reduction in yield.

DIRECTED APPLICATIONS

For best results apply when weeds do not exceed 3 inches in height. Good coverage of the growing terminals of weeds is essential for effective control. Do not allow spray pattern to contact more than the lower one-third of the soybean plants.

Do not apply more than two (2) applications per season. Precise application is essential to prevent damage to the crop. In order to maintain the correct spraying height, nozzles must be mounted on oiling shoes, skid shoes, or on cultivators with gauge wheels.

Do not use booms with drop nozzles.

First Application: Apply as directed spray when soybeans are 8 to 12 inches tall and weeds have emerged.

Second Application: Apply as directed spray no later than midbloom stage.

Amount to Use: Apply the recommended rates as indicated in the table below.

BROADLEAF WEEDS	Rate of Butoxone 7500 Per Acre
Cocklebur (<i>Xanthium spp.</i>)	0.3 pounds
Annual Morningglory (<i>Ipomoea spp.</i>)	0.5 pounds
Common Lambsquarters (<i>Chenopodium album</i>)	
Common Ragweed (<i>Ambrosia artemisiifolia</i>)	
Jimsonweed (<i>Datura stamonium</i>)	
Sicklepod (<i>Coffeeweed</i>) (<i>Cassia obtusifolia</i>)	
Velvetleaf (<i>Abutilon theophrasti</i>)	

While some temporary twisting of soybean plants may follow an application, this will have little or no permanent effect on the crop. Applications made under adverse growing conditions, such as periods of drought, will result in injury to the beans; under such conditions the crop should not be sprayed.

Do not spray Butoxone 7500 on soybeans showing a general infestation of Phytophthora.

Do not apply more than the recommended amount.

Do not harvest soybeans within 60 days after application.

Do not use on soybeans grown West of the Rocky Mountains.

DIRECTED BAND APPLICATIONS OF MIXTURES OF BUTOXONE 7500 AND LOROX 50 W

Application:

Apply directed spray when beans are at least 8 inches tall and when weeds do not exceed two inches in height. Direct spray to cover weed foliage with minimum contact of the soybean plant. Do not spray higher than 3 inches on the soybean stem or crop injury may result. Use an 8002T-Jet (or equivalent) or larger with minimum of 25 gallons per broadcast acre and spray pressure of 20 to 25 psi, to avoid spray drift. For each 25 gallons of spray mixture a pint of surfactant such as Surfactant WK may be added. Continuous agitation in the spray tank is required to keep the material in suspension. Agitate by mechanical or hydraulic means; if by-pass or return line is used, it should terminate at the bottom of the tank to minimize foaming. Openings in nozzle screen should be equal to or larger than 50 mesh. Apply with sprayer nozzles mounted on skid shoes, oiling shoes, or on cultivators with gauge wheels. Do not mount on booms with drop nozzles or on cultivators without gauge wheels.

Amount to Use: Apply the recommended rates as indicated in the table below.

BROADLEAF WEEDS	Rate of Butoxone 7500 + Lorox Per Broadcast Acre
Annual Morningglory (<i>Ipomoea spp.</i>)	0.3 pounds
Cocklebur (<i>Xanthium spp.</i>)	+
Common Lambsquarters (<i>Chenopodium album</i>)	1 pound
Common Ragweed (<i>Ambrosia artemisiifolia</i>)	
Crabgrass (<i>Digitaria spp.</i>) (2 leaf)	
Jimsonweed (<i>Datura stamonium</i>)	
Prickly Sida (<i>Teaweed</i>) (<i>Sida spinosa</i>)	
Sesbania (<i>Sesbania spp.</i>)	
Velvetleaf (<i>Abutilon theophrasti</i>)	

Use a proportional amount of the two chemicals on the band (for example, on a 12 inch band in 36 inch rows use 0.1 pounds of Butoxone 7500 and 1/3 lb. of Lorox per acre). If a new flush of weeds occurs after initial treatment, make a second application but do not apply within 60 days of harvest or make more than 2 applications per growing season. Do not allow spray or spray drift to contact growing terminals of beans, as excessive crop injury will result. Do not feed soybean forage or hay to livestock from fields treated with this mixture. Harvested soybeans may be used for feed or oil purposes.

NOTE: Do not use on sands, loamy sands, gravelly soils, or on exposed sub-soils. Do not use on soils containing less than 1/2% organic matter as crop injury may result. Observe all cautions and limitations of labeling of all products used in mixture.

NOTE: THE LOROX 50W, BUTOXONE 7500 TANK MIX IS NOT APPROVED FOR USE IN CALIFORNIA.

ROUNDUP READY SOYBEANS (NOT FOR USE IN CALIFORNIA)

Tank mixing low rates of Butoxone 7500 with the recommended rate of Roundup Ultra provides increased broadleaf weed control in Roundup Ready soybeans. Butoxone 7500 is uniquely compatible with Roundup Ultra thus providing complimentary weed control.

Rate: Apply 0.02 to 0.03 pounds (9 to 14 grams) of Butoxone 7500 per acre with the recommended rate of Roundup Ultra. Follow the Roundup Ultra label recommendations for spray application volume and use of ammonium sulfate.

Timing: Butoxone 7500 when tank mixed with Roundup Ultra may be applied to Roundup ready soybeans from cracking to flowering.

Mixing: Place into the spray tank half of the recommended amount of application water and start tank agitation. If using ammonium sulfate, allow it to fully dissolve. Add the required amount of Butoxone 7500 and allow it to fully disperse. Add the required amount of roundup Ultra. Then add the remaining application water required to achieve the recommended spray volume.

Precautions: Exceeding the recommended use rate of 0.02 to 0.03 pounds (9 to 14 grams) per acre may result in crop injury and yield loss. Closely follow the use directions, recommendations and precautions found on both the Roundup Ultra product label and this label.

CONDITIONS OF SALE AND WARRANTY

NUFARM INC. AND SELLER OFFER THIS PRODUCT AND THE BUYER AND USER ACCEPTS THIS PRODUCT UNDER THE FOLLOWING AGREED CONDITIONS OF SALE AND WARRANTY.

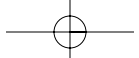
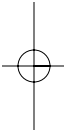
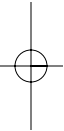
The directions for use of this product are believed to be reliable and should be followed carefully. However, it is impossible to take into account all variables and to eliminate all risks associated with its use. Injury or damage may result because of conditions which are beyond the control of Nufarm Inc. or the Seller. Nufarm Inc. warrants only that this product conforms to the chemical description on the label and is believed to be reasonably fit for the purposes referred to in the Directions for Use when used as directed under normal conditions.

NUFARM INC. MAKES NO OTHER EXPRESS OR IMPLIED WARRANTY OF FITNESS OR MERCHANTABILITY OR ANY OTHER EXPRESS OR IMPLIED WARRANTY. In no case shall Nufarm Inc. or the Seller be liable for consequential, special or indirect damage resulting from the use or handling of this product. Any variation or exception from this warranty must be in writing and signed by an authorized Nufarm Inc. representative.

IF TERMS ARE NOT ACCEPTABLE, RETURN THE UNOPENED PRODUCT CONTAINER AT ONCE.

Lorox 50W is a registered trademark of E.I. duPont de Nemours & Co. (Inc.)

Butoxone is a registered trademark of Nufarm Americas, Inc.



BUTOXONE® 7500 HERBICIDE

ACTIVE INGREDIENT:	4-(2,4-dichlorophenoxy) butyric acid	75.0%
INERT INGREDIENTS:	25.0%
	TOTAL:	100.0%

*This product contains 0.75 lb. of 4-(2,4-dichlorophenoxy) butyric acid per pound of formulated product.

KEEP OUT OF REACH OF CHILDREN CAUTION

Si usted no entiende la etiqueta, busque a alguien para que se la explique a usted en detalle.
(If you do not understand the label, find someone to explain it to you in detail.)

SEE ATTACHED BOOKLET FOR ADDITIONAL PRECAUTIONARY STATEMENTS

**For Chemical Spill, Leak, Fire, or Exposure, Call CHEMTREC (800) 424-9300
For Medical Emergencies Only, Call (877) 325-1840.**

PRECAUTIONARY STATEMENTS HAZARDS TO HUMANS AND DOMESTIC ANIMALS CAUTION

Harmful if swallowed or absorbed through skin. Causes moderate eye irritation. Avoid contact with eyes, skin or clothing. Wash thoroughly with soap and water after handling.

PERSONAL PROTECTIVE EQUIPMENT: Applicators and other handlers must wear long-sleeved shirt and long pants, shoes plus socks and waterproof gloves. Follow manufacturer's instructions for cleaning/maintaining PPE. If no such instructions for washables, use detergent and hot water. Keep and wash PPE separately from other laundry.

FIRST AID

Have the product container or label with you when calling a poison control center or doctor, or going for treatment.

IF SWALLOWED	Call a poison control center or doctor immediately for treatment advice. Have person sip a glass of water if able to swallow. Do not induce vomiting unless told to do so by a poison control center or doctor. Do not give anything by mouth to an unconscious person.
IF ON SKIN OR CLOTHING	Take off contaminated clothing. Rinse skin immediately with plenty of water for 15 - 20 minutes. Call a poison control center or doctor for treatment advice.
IF IN EYES	Hold eye open and rinse slowly and gently with water for 15-20 minutes. Remove contact lenses, if present, after the first 5 minutes, then continue rinsing eye. Call a poison control center or doctor for treatment advice.

HOT LINE NUMBER

Have the product container or label with you when calling a poison control center or doctor, or going for treatment. You may also contact 1-877-325-1840 for emergency medical treatment information. For chemical emergency call Chemtrec 1-800-424-9300

EPA REG. NO. 71368-49
EPA EST. NO. 228-IL-1

MANUFACTURED BY:
NUFARM INC.
BURR RIDGE, IL 60527-0866

DIRECTIONS FOR USE

It is a violation of Federal law to use this product in any manner inconsistent with its labeling. Do not apply this product in a way that will contact workers or other persons, either directly or through drift. Only protected handlers may be in the area during application. For any requirements specific to your State or Tribe, consult the agency responsible for pesticide regulations.

STORAGE AND DISPOSAL

STORAGE: Do not contaminate water, food, or feed, by storage or disposal. Open dumping is prohibited. Do not store this product near fertilizers, seeds, insecticides, or fungicides. Store at temperatures above 32°F. If product is allowed to freeze warm to 50°F and agitate thoroughly before using. Containers should not be stacked more than six (6) high. Reclose all partially used containers by thoroughly tightening screw cap. Damaged or leaking containers which cannot be used immediately should be transferred to suitable sound containers and properly marked. Absorb any spill with a suitable clay absorbent and dispose between of as indicated under "Pesticide Disposal."

For safety and prevention of unauthorized use, all pesticides should be stored in locked facilities.

To prevent accidental misuse, different pesticides should be stored in separate areas with enough distance between to provide clear identification. Opened, partially used pesticides should be stored in original labeled containers when possible. When transfer to another container is necessary because of leakage or damage, carefully mark, and identify contents of the new container.

PESTICIDE DISPOSAL: Pesticide wastes are acutely hazardous. Improper disposal of excess pesticide, spray mixture, or rinsate is a violation of federal law. If these wastes cannot be disposed of by use according to label instructions, contact your State Pesticide or Environmental Control Agency or the Hazardous Waste representative at the nearest EPA Regional Office for guidance.

CONTAINER DISPOSAL: Completely empty bag into application equipment. Then dispose of empty bag in a sanitary landfill, or by incineration, or, if allowable by State and local authorities, by burning. If burned, stay out of smoke.

**PULL HERE TO OPEN
PRESS TO RESEAL**

331041

RV NEW

9032